

## Specials - Week 7

### **Directions:**

Please choose one square to complete per day from any special - It is the expectation that you email your child's special teacher the assignment they complete each day of the week. You can send links, pictures, videos, or a statement explaining what your child completed written by you or the student.

### **Art**

Mrs. Glastetter - [glastetterj@fultonschools.org](mailto:glastetterj@fultonschools.org)

Mrs. Ackerman - [ackermanm@fultonschools.org](mailto:ackermanm@fultonschools.org)

### **PE**

Coach Richardson - [richardsonf@fultonschools.org](mailto:richardsonf@fultonschools.org)

Coach Green - [greenm1@fultonschools.org](mailto:greenm1@fultonschools.org)

### **Music**


Ms. Wehr - [wehrb@fultonschools.org](mailto:wehrb@fultonschools.org)

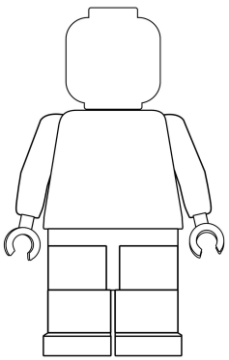
Ms. Boehnlein - [boehnleinn@fultonschools.org](mailto:boehnleinn@fultonschools.org)


### **STEM/MEDIA**

Mr. Groce - [grocehd@fultonschools.org](mailto:grocehd@fultonschools.org)

Mrs. Scholberg - [scholbergl@fultonschools.org](mailto:scholbergl@fultonschools.org)

MUSIC	ART	STEM/MEDIA	PE
<p>Go to Brain Pop Jr. and watch the video about Musical Instruments. Take a quiz after to make sure you were paying attention!</p>	<p><u><a href="#">Shape Search:</a></u></p> <p>Get a piece of paper and something to write with. Go around your house looking for different shapes. What can you draw using those shapes?</p> 	<p><b>Media:</b> Listen and read - <a href="https://www.youtube.com/watch?v=05ntJBoV-Il">https://www.youtube.com/watch?v=05ntJBoV-Il</a></p> <p>Answer:</p> <ol style="list-style-type: none"> <li>Henry's best friend is Mudge. Mudge is a dog. Who is your best friend?</li> <li>Henry used to be afraid to walk to school. What 4 things was he afraid of?</li> <li>What have you been afraid of?</li> <li>Once Henry had Mudge, he was no longer afraid.</li> <li>What helps you to not be afraid?</li> </ol>	<p><b><u>My Learning Goals</u></b></p> <p>I can use locomotor skills safely at home with noodles.</p> <p><b><u>Warm-Up Activity</u></b></p> <p><a href="#">Click here</a></p> <p><b>Activity 1:</b></p> <p>Locomotor Part 1:</p> <p><a href="#">Noodles</a></p> <p>Can you complete each task with a pool noodle or paper towel tube?</p> <p><a href="#">Optional Video</a></p> <p>Refocus</p> <p><a href="#">Let's Unwind</a></p>
<p>Use 4 different home instruments (bowls, box, silverware, etc.) and play along with one of these videos <a href="https://youtu.be/1ebeCOo6XQU">https://youtu.be/1ebeCOo6XQU</a></p> <p><a href="https://youtu.be/lyhsTdfEL1E">https://youtu.be/lyhsTdfEL1E</a></p>	<p>Lego Yourself:</p> <p><a href="#">Click here for a template to create yourself as a lego character.</a> Or you can draw your own lego character.</p>	<p><b>Media:</b> Read and listen: <a href="https://www.youtube.com/watch?v=O-mV GgSRP4">https://www.youtube.com/watch?v=O-mV GgSRP4</a></p> <p>Draw your own monster and send me a picture of it!</p>	<p><b><u>My Learning Goals</u></b></p> <p>I can control my movements to complete scarf activities in personal space.</p> <p><b><u>Warm-Up Activity</u></b></p> <p><a href="#">Dont-sit-down</a></p>

			<p><b>Activity 3:</b></p> <p>Manipulatives Part 1: <a href="#">Juggling Scarf Card</a> Can you complete each task with a scarf or grocery bag?</p> <p><b>Refocus</b></p> <p><a href="#">From Mindless to Mindful</a></p>
<p>Let each person in your home choose one song and have a dance party together!</p>	<p>What is a sculpture?</p> <p><a href="#">Check out this Sesame Street video to learn more about sculpture!</a></p> <p>Can you create a sculpture out of materials around the house? Cereal boxes, plastic bottles, newspapers are some good options!</p>	<p><b>STEM:</b></p> <p><b>CARDBOARD BOAT</b></p> <p>Potential Materials:</p> <ul style="list-style-type: none"> <li>• Cardboard</li> <li>• tape/glue</li> <li>• Scissors</li> <li>• foil/wax paper</li> <li>• Craft sticks</li> <li>• Other household items</li> </ul> <p><b>Design Challenge</b> Create a boat out of cardboard that carries a half pound weight (half a box of pasta)</p> <p><b>Design Elements</b> Boats are designed to keep water out and carry a load of a certain weight without sinking.</p> <p><b>Guiding Questions:</b></p> <ul style="list-style-type: none"> <li>• What are some shape similarities different boats have?</li> <li>• Where will you place this ship's "cargo"?</li> <li>• What happens to</li> </ul>	<p><b>My Learning Goals</b></p> <p>I can move my scarf through different levels while completing tasks.</p> <p><b>Warm-Up Activity</b></p> <p><a href="#">Milkshake</a></p> <p><b>Activity</b></p> <p>Manipulatives Part 2: <a href="#">Juggling Scarf Card</a> Can you complete each task with a scarf or grocery bag?</p> <p><a href="#">JUGGLING SCARF</a></p> <p><a href="#">OPEN Scarf Exploration</a></p>

		<p>cardboard when it gets wet? How can you stop this?</p>	
<p>Find one object in your home and figure out how many different ways it can make sound. Can you blow air through it? Can you hit, scrape, or shake it? Does it have strings you could pluck?</p>	<p><a href="#">Choose a how to draw video and follow along!</a></p> <p>Don't forget to color carefully and listen to the step-by-step instructions.</p> 	<p><b>STEM:</b></p> <p>Watch the “Fun with Magnets” Video</p> <p><a href="https://www.youtube.com/watch?v=s236Q1nuWXg">https://www.youtube.com/watch?v=s236Q1nuWXg</a></p> <p>Find items in your house that could be attracted to magnets. How do you know your items are magnetic based on what you learned in the video?</p>	<p><b>My Learning Goals</b></p> <p>I can demonstrate different pathways with equipment.</p> <p><b>Warm-Up Activity</b></p> <p><a href="#">Clap It Out!</a></p> <p><b>Activity 5:</b></p> <p>Choose Your Own Challenge</p> <p>Pick your favorite workout from the Juggling Scarf or Noodle Activity Card.</p> <p><a href="#">NOODLES</a></p> <p><a href="#">Let's Unwind</a></p>