

## Specials - Week 6

### **Directions:**

Please choose one square to complete per day from any special - It is the expectation that you email your child's special teacher the assignment they complete each day of the week. You can send links, pictures, videos, or a statement explaining what your child completed written by you or the student.

### **Art**

Mrs. Glastetter - [glastetterj@fultonschools.org](mailto:glastetterj@fultonschools.org)

Mrs. Ackerman - [ackermanm@fultonschools.org](mailto:ackermanm@fultonschools.org)

### **PE**

Coach Richardson - [richardsonf@fultonschools.org](mailto:richardsonf@fultonschools.org)

Coach Green - [greenm1@fultonschools.org](mailto:greenm1@fultonschools.org)

### **Music**


Ms. Wehr - [wehrb@fultonschools.org](mailto:wehrb@fultonschools.org)



Ms. Boehnlein - [boehnleinn@fultonschools.org](mailto:boehnleinn@fultonschools.org)

### **STEM/MEDIA**

Mr. Groce - [grocehd@fultonschools.org](mailto:grocehd@fultonschools.org)

Mrs. Scholberg - [scholbergl@fultonschools.org](mailto:scholbergl@fultonschools.org)

MUSIC	ART	STEM/MEDIA	PE
<p>Read a book and create sound effects that match the character's actions.</p>	<p>Do a scavenger hunt for texture. Soft, smooth, bumpy, rough and silky.</p>	<p>Media: Build a shelter or fort that will fit you and at least one other person.</p> <p>Be creative to find building materials that are inside or outside.</p> <p>Ask permission from an adult first!</p>	<p><b>Activities 1</b></p> <p>Do 30 Jumping Jacks</p>
<p>Sing a song to a family member!</p>	<p>Can you make lines that look like grass? Can you add three different types of insects? Add color to your masterpiece!</p> <p><a href="#">How to draw grass video here!</a></p> 	<p>Media: Get outside for a scavenger hunt and find these things:</p> <ul style="list-style-type: none"> <li><input type="checkbox"/> A stop sign</li> <li><input type="checkbox"/> Something Strong</li> <li><input type="checkbox"/> A Letter</li> <li><input type="checkbox"/> A strange Shape</li> <li><input type="checkbox"/> Your Reflection (get creative)</li> <li><input type="checkbox"/> A Wind Chime</li> <li><input type="checkbox"/> A pretty Flower</li> <li><input type="checkbox"/> The number 7</li> </ul> <p>Were you able to find everything?</p>	<p><b>Activities 2</b></p> <p><b>Do 30 Squats</b></p>
<p>Explore this <a href="#">interactive guide</a> of all kinds of instruments!</p>	<p>Take a flashlight and shine it on an object (toy, food, etc). Observe (look at) how the shadow</p>	<p>STEM: Out of recycled materials, build a dinosaur that has two</p>	<p><b>Activities 3</b></p> <p><b>Do 40 High Knees</b></p>

	<p>appears behind it. Can you try to draw the object and shadow?</p> 	<p>legs touching the ground. See how long you can make the dino before it falls over.</p>	
<p>Learn about beat with Luigi's Baton and Mike the Microphone in <a href="#">this video!</a></p>	<p>If you have sidewalk chalk, have someone trace your body while laying down. Then, draw the details inside. You can add clothes, a face, and all sorts of things!</p> 	<p>STEM: Create a secret code. Write a message in the secret code. Give it to someone to see if they can figure it out.</p>	<p><b>Activities 4</b> <b>Do 20 Mountain Climbers</b></p>