



Directions: Write the letter that the picture starts with on the line.





















Directions: Practice writing your alphabet on the line.

A

B

C

D

E

F

G

Directions: Practice writing your alphabet on the line.

H

I

J

K

L

M

N

Directions: Practice writing your alphabet on the line.

O

P

Q

R

S

T

U

Directions: Practice writing your alphabet on the line.

V

W

X

Y

Z

a

b

Directions: Practice writing your alphabet on the line.

c

a

e

f

g

h

i

Directions: Practice writing your alphabet on the line.

j

k

l

m

n

o

p

Directions: Practice writing your alphabet on the line.

q

r

s

t

u

v

w

Directions: Practice writing your alphabet on the line.

X

Y

Z

Extra lines for practice

Directions: Practice writing your **first** name on each line.

Directions: Practice writing your **last** name on each line.

Ask your child to identify each lowercase letter.

h	d	m	f	j
l	a	g	i	c
e	y	n	b	r
p	a	s	v	o
x	t	w	u	z
k				

Color the b's green. Color the d's yellow.

b d b b d
b b d d d d
d d b d d d
b b b
d b d b

Ask your child to identify each uppercase letter.

S	M	E	P	L
Q	B	H	F	C
W	R	A	U	Y
G	V	T	K	N
X	D	O	I	Z
J				

Ask your child to identify each letter sound.

h	d	m	f	j
l	q	g	i	c
e	y	n	b	r
p	a	s	v	o
x	t	w	u	z
k				

Match the uppercase letter to the lowercase letter.


A	k
D	f
K	p
F	a
P	d

U	w
I	f
K	u
W	q
Q	i

Y	n
B	e
E	c
N	b
C	y

J	t
H	e
M	j
T	h
Z	m

Look at the book below. Follow the directions.



Circle the title.

Draw a square around the author.

Circle the illustrator with a blue crayon.

Label the front cover.

Label the back cover.

Practice writing your numbers on the lines provided.

1

2

3

Practice writing your numbers on the lines provided.

4

5

6

Practice writing your numbers on the lines provided.

7

8


9

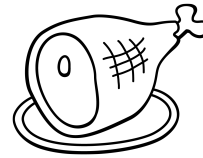
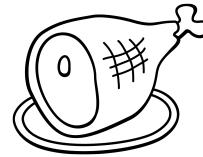
Practice writing your numbers on the lines provided.

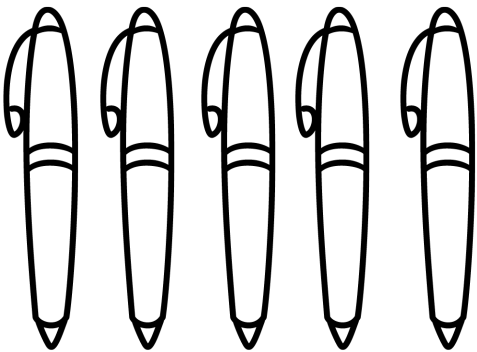
10


Extra lines for practice

Count how many pictures and write it on the line.










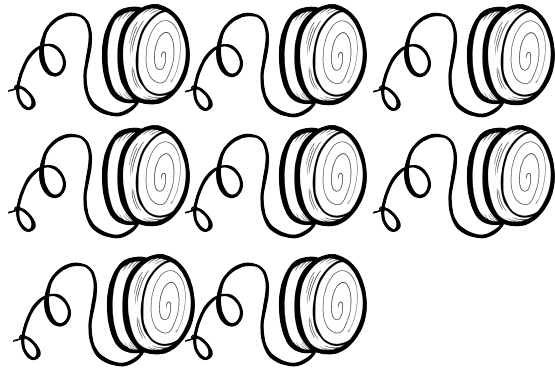


Count how many pictures and write it on the line.











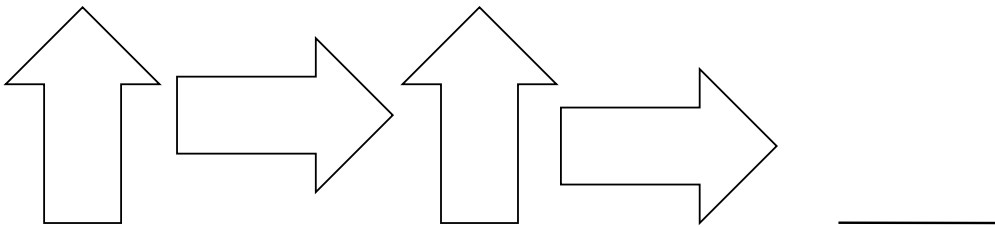
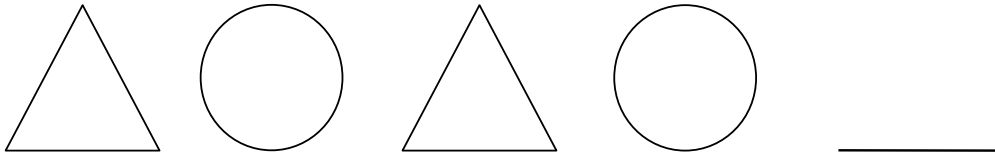
Count how many apples and write it below. Write how many in all.

$$\begin{array}{ccccccc} \text{Apple} & + & \text{Apple} & = & \underline{\hspace{2cm}} \\ \underline{\hspace{2cm}} & + & \underline{\hspace{2cm}} & = & \underline{\hspace{2cm}} \end{array}$$

$$\begin{array}{ccccccc} \text{Apple} \text{ Apple} & + & \text{Apple} & = & \underline{\hspace{2cm}} \\ \underline{\hspace{2cm}} & + & \underline{\hspace{2cm}} & = & \underline{\hspace{2cm}} \end{array}$$

$$\begin{array}{ccccccc} \text{Apple} \text{ Apple} \text{ Apple} & + & \text{Apple} \text{ Apple} & = & \underline{\hspace{2cm}} \\ \underline{\hspace{2cm}} & + & \underline{\hspace{2cm}} & = & \underline{\hspace{2cm}} \end{array}$$


Finish the pattern.



Color the left hand blue.



Color the right hand red.



Color the box with the color that is written.

blue

green

yellow

red

brown

pink

orange

purple

black