

Week 7

Monday, May 4th

Please check the Kindergarten website (www.moekindergarten.weebly.com) regularly as we are updating the resources.

Please Note: You may need to activate and allow your Flashplayer for the Math games assigned.

	Math	Reading	Writing	Phonics	Social Studies
	This week we are we are reviewing everything we know about adding and subtracting to becoming fluent mathematicians. Goal= answer the fact in 3 seconds!	This week we are focusing on Growing Expertise in Little Books	This week we are working on writing "all about" writings.	This week we are focusing on syllables and multiple meaning words	This week we are focusing on Memorial Day, Independence Day, reviewing U.S. symbols and Mother's Day
Task 1 *Pick one task for each math & reading.	<ul style="list-style-type: none"> Practice being fluent by playing this math game online! Bubble Buster In Seesaw, solve Monday's addition word problem involving cookies and cupcakes titled "Monday Word Problem." 	<p>Read this prompt to your child: "Today I want to teach you that when readers are learning about something, they read <i>everything</i> they can about the topic. They read more than one book about it! You can read many books about your topic and then retell everything you learned."</p> <p>Watch Mrs. Kistler's video called Comparing 2 Books! Comparing 2 Books-Youtube</p> <p>Share one thing you learned from each book with someone in your house or a stuffed animal.</p>	<p>Watch Ms. Morris's lesson on all about books!</p> <p>https://youtu.be/SMJNlH6kBvo</p> <p>Student Task: Continue working on your all about book (or start a new one if you are ready) and try to research your topic by looking at photographs for specific details. You can do this with a grown up at home by searching on the internet. National Geographic Kids is a great website to help you do some research, especially if you are writing about an animal. Here is the link to the website to do research on your topic: https://kids.nationalgeographic.com/.</p>	<p>Watch this video on syllables.</p> <p>https://www.youtube.com/watch?v=v1Bc703kYMg</p> <p>Record how many syllables are in each of the following words: Example: dog <u>1</u></p> <ol style="list-style-type: none"> butterfly _____ pig _____ apple _____ rainbow _____ rain _____ 	<p>Today we will focus on learning about an upcoming holiday we celebrate called Memorial Day.</p> <p>Watch the following video to learn more about this holiday and why it is important for our country.</p> <p>Memorial Day Video</p> <p>Then, illustrate a picture of some things you could do with your family to celebrate Memorial Day! Upload to Seesaw.</p>
Task 2	iReady math- 20 minutes	iRead (HMH Central)- 20 minutes	*Please make sure your student is completing iRead (HMH Central) and iReady math at least 2 times a week each.		

Week 7

Tuesday, May 5th

Please check the Kindergarten website (www.moekindergarten.weebly.com) regularly as we are updating the resources.
Please Note: You may need to activate and allow your Flashplayer for the Math games assigned.

	Math This week we are reviewing everything we know about adding and subtracting to becoming fluent mathematicians. Goal= answer the fact in 3 seconds!	Reading This week we are focusing on Growing Expertise in Little Books.	Writing This week we are working on "all about" writings.	Phonics This week we are focusing on syllables and multiple meaning words	Social Studies This week we are focusing on Memorial Day, Independence Day, reviewing U.S. Symbols and Mother's Day
Task 1 *Pick one task for each math & reading.	<ul style="list-style-type: none"> Practice being fluent with this game! Addition Matching Solve Tuesday's word problem in Seesaw. You will use addition strategies to solve the butterfly problem in the activity titled "Tuesday Word Problem." 	<p>Read this prompt to your child: "Readers, yesterday you started looking at two different books on the same topic! You shared some new things you learned from each book.</p> <p>Today we will focus on things that are the same. (facts that are in both books)."</p> <p>Re-watch Mrs. Kistler's video from reading on Monday and write down two things that are the SAME in each book. Comparing 2 Books- Youtube Share your answers in Seesaw if you would like.</p>	<p>Watch Ms. Weiland's lesson on all about books! https://youtu.be/toskkbDHGHA</p> <p>Student task: Re-read your all about book and check for end punctuation. Make sure to use a period if you are telling a fact, an exclamation point if you are sharing something exciting, and a question mark if you are asking your reader a question.</p>	<p>Go on a syllable walk outside or around your house!</p> <p>As you walk, call out things you see. Stomp your feet as you say each word to find the number of syllables.</p>	<p>Today we will focus on Independence Day.</p> <p>Read the book "American Holidays Independence Day" by Connor Dayton found on the Epic website. https://www.getepic.com/app/read/61463</p> <p>Draw a picture of how you and your family celebrate the 4th of July.</p> <p>Share your drawing on Seesaw if you would like.</p>
Task 2	iReady math- 20 minutes	iRead (HMH Central)- 20 minutes	*Please make sure your student is completing iRead (HMH Central) and iReady math at least 2 times a week each.		

Week 7

Wednesday, May 6th

Please check the Kindergarten website (www.moekindergarten.weebly.com) regularly as we are updating the resources.

Please Note: You may need to activate and allow your Flashplayer for the Math games assigned.

	Math	Reading	Writing	Phonics	Social Studies
	This week we are reviewing everything we know about adding and subtracting to becoming fluent mathematicians. Goal= answer the fact in 3 seconds!	This week we are focusing on Growing Expertise in Little Books.	This week we are working on "all about" writings.	This week we are focusing on syllables and multiple meaning words.	This week we are focusing on Memorial Day, Independence Day, reviewing U.S. Symbols and Mother's Day
Task 1 *Pick one task for each math & reading.	<ul style="list-style-type: none"> Practice being fluent with this game! Addition Fruit Splat Solve Wednesday's word problem in Seesaw. You will use addition strategies to solve the problem in the activity titled "Wednesday Word Problem." 	<p>Read this prompt to your child: "Readers, yesterday you continued looking at two books on the same topic! You wrote down some facts that were the same from each book.</p> <p>Today we will focus on things that are different. (something in one book but not in the other)."</p> <p>Re-watch Mrs. Kistler's video from the reading lesson on Monday and write down two things that are DIFFERENT in each book. Comparing 2 Books- Youtube Share your answers in Seesaw if you would like.</p>	<p>Watch Ms. Walker's lesson on all about books! https://youtu.be/e1taBca7TAU</p> <p>Student task: Go back in your all about book and work on adding speech bubbles to your pictures to add information!</p>	<p>Complete the following activity on Seesaw: "Counting Syllables"</p>	<p>Watch the following video on Brainpop Jr. on US Symbols https://jr.brainpop.com/socialstudies/citizenship/ssymbols/</p> <p>Take the easy quiz.</p>
Task 2	iReady math- 20 minutes	iRead (HMH Central)- 20 minutes	*Please make sure your student is completing iRead (HMH Central) and iReady math at least 2 times a week each.		

Week 7

Thursday, May 7th

Please check the Kindergarten website (www.moekindergarten.weebly.com) regularly as we are updating the resources.

Please Note: You may need to activate and allow your Flashplayer for the Math games assigned.

	Math	Reading	Writing	Phonics	Social Studies
	This week we are reviewing everything we know about adding and subtracting to becoming fluent mathematicians. Goal= answer the fact in 3 seconds!	This week we are focusing on Growing Expertise in Little Books.	This week we are working on "all about" writings.	This week we are focusing on syllables and multiple meaning words.	This week we are focusing on Memorial Day, Independence Day, reviewing U.S. Symbols and Mother's Day
Task 1 *Pick one task for each math & reading.	<ul style="list-style-type: none"> Practice being fluent with this game! Island Chase Subtraction Solve Thursday's subtraction problem in Seesaw titled "Subtraction Problem Solving." 	Read this prompt to your child: "Readers, the past two days you have noticed things that are the same and different in two books on the same topic. Today I want to teach you that you can do this with other books by playing a game called, "same and different." After you read two books on the same topic, you can tell someone in your family facts that are the same and facts that are different. Then, it is their turn to share with you." Practice playing this game with non-fiction books you have at home. Make sure to share facts that are the same and different!	Watch Ms. Walker's lesson on all about books! https://youtu.be/semNjUgmgYU Student task: Go back in your all about book and use the checklist below to edit your writing! <div style="border: 1px solid black; padding: 5px; margin: 10px 0;"> <p style="text-align: center; margin: 0;"><u>Writing Checklist</u></p> <ul style="list-style-type: none"> <input checked="" type="checkbox"/> Capital letters / lowercase <input checked="" type="checkbox"/> Spelling <input checked="" type="checkbox"/> Punctuation Marks <input type="checkbox"/> I can add pages <input checked="" type="checkbox"/> I can take out parts. <input checked="" type="checkbox"/> I can ask questions </div>	Watch this video on multiple meaning words. https://www.youtube.com/watch?v=3O8lYBjyYCw Try to come up with another word that has more than one meaning! Write the word here: _____ Illustrate one meaning: Illustrate the other meaning:	Read the American Symbols book "Statue of Liberty" found on the Epic website by Julie Murray. https://www.getepic.com/app/read/59395 Write or record one sentence about a fact you learned. Upload to Seesaw.
Task 2	iReady math- 20 minutes	iRead (HMH Central)- 20 minutes	*Please make sure your student is completing iRead (HMH Central) and iReady math at least 2 times a week each.		

Week 7

Friday, May 8th

Please note that the completion of the Friday tasks will be taken for grades and should be submitted to your teacher by 7PM on Sunday night.

	Math	Reading	Writing	Phonics	Social Studies
	<p>This week we are we are reviewing everything we know about adding and subtracting to becoming fluent mathematicians. Goal= answer the fact in 3 seconds!</p>	<p>This week we are focusing on Growing Expertise in Little Books.</p>	<p>This week we are working on "all about" writings.</p>	<p>This week we are focusing on syllables and multiple meaning words.</p>	<p>This week we are focusing on Memorial Day, Independence Day, reviewing U.S. Symbols and Mother's Day</p>
Task 1	<p>Today you will practice being a fluent mathematician! You have been practicing your addition and subtraction facts this week. Now it's time to SHOW WHAT YOU CAN DO!</p> <p>Watch the following video by Mrs. Kistler. She will give you 3-5 seconds to answer each question. When she pauses, write your answer down. Then take a picture of your work and turn it into Seesaw. Remember, being fluent means being quick and correct!</p> <p>Fact Fluency Grade</p>	<p>Read this prompt to your child:</p> <p>"Readers do you remember that we learned avid readers don't just close a book and put it down when they are done reading? No way! Good readers stop and ask themselves, "What did I learn about this topic from this book?"</p> <p>GRADED TASK: Watch this non-fiction book about United State symbols.</p> <p>https://www.youtube.com/watch?v=2wSrJLiupQ</p> <p>When it is done, write or record one sentence or fact that you learned about United States symbols. Upload what you learned into Seesaw.</p>	<p>Yay! It is time to celebrate by sharing your all about book!</p> <p>Student task: Practice reading your all about book from this week out loud to someone at home. Read your book out loud at least 3 times. When you feel ready, record yourself reading your teaching book on Seesaw!</p>	<p>Complete the following activity in Seesaw:</p> <p>"Multiple Meaning Words"</p>	<p>Complete the Seesaw activity about Mother's Day titled "Mother's Day Show and Tell." We would love to hear all about your wonderful moms!</p>



Seesaw activities:

Monday Word Problem (math)


Tuesday Word Problem (math)


Name _____










Word Problems

Max had 5 cookies . His mom gave him 2 cupcakes . How many treats does Max have?

___ + ___ = ___ treats





Addition combinations of 10











Name _____


Directions: Color, cut, and glue.

There are 5 orange butterflies and 5 blue butterflies.
How many are there in all?

Write a matching number sentence.

___ + ___ = ___



©ECompass

Seesaw activities:

Wednesday Word Problem (math)

Name _____

Wednesday Word Problem

1. There are 5 girls and 2 boys in Kindergarten today. How many students are there total?

Draw a picture!

Write the number: _____ students










©2015 Scholastic Teaching Resources

Counting Syllables (phonics, Wednesday)


Draw a dot in each box to represent the number of syllables



Counting Syllables

																								
<table border="1"><tr><td> </td><td> </td><td> </td><td> </td></tr></table>					<table border="1"><tr><td> </td><td> </td><td> </td><td> </td></tr></table>					<table border="1"><tr><td> </td><td> </td><td> </td><td> </td></tr></table>					<table border="1"><tr><td> </td><td> </td><td> </td><td> </td></tr></table>					<table border="1"><tr><td> </td><td> </td><td> </td><td> </td></tr></table>				
																								
<table border="1"><tr><td> </td><td> </td><td> </td><td> </td></tr></table>					<table border="1"><tr><td> </td><td> </td><td> </td><td> </td></tr></table>					<table border="1"><tr><td> </td><td> </td><td> </td><td> </td></tr></table>					<table border="1"><tr><td> </td><td> </td><td> </td><td> </td></tr></table>					<table border="1"><tr><td> </td><td> </td><td> </td><td> </td></tr></table>				

Seesaw activities:


Thursday Math (subtraction problem solving)



Draw your equation: 

Show the family of facts:  

+	+	-	-
—	—	—	—
—	—	—	—
—	—	—	—
—	—	—	—
—	—	—	—

Equation: - =

Use tally marks: 

Use the number line to record your working:  

@goodandbeautiful

Friday phonics

Multiple Meaning Words

Directions: Draw a picture of its meanings and write a sentence for each on the lines below.

Word: **bowl**

Handwriting practice lines for the word 'bowl'.

Handwriting practice lines for the word 'bowl'.

Seesaw activity: Friday Social Studies



*I love you
because...*