

Digital Learning: Week 3

March 30- April 3, 2020

Below are the lesson plans for week three. On Fridays, we will be taking a weekly grade in each subject. We will be using the app Seesaw to submit graded assignments on Fridays and provide individual feedback. Seesaw can be accessed through Classlink. If you cannot access Seesaw, you can e-mail a picture or attachment of the graded task to your child's teacher. If e-mail is not working, please keep this paper and any other work associated with it as it will be turned into your child's teacher when school resumes. Your child can record their answers on the spaces provided or on separate pieces of paper from home that you can attach.

*Students will be held accountable for the daily completion of one activity from each academic subject. **Place a ✓ on the line next to each task once your child has completed the activity.** If you choose, feel free to complete all the activities for each day!

*Please make sure your student is using iReady math and iRead at least twice a week if you have access at home.

*If you have technical issues, please see the Fulton County website for technical support.

	MONDAY March 30th	TUESDAY March 31st	WEDNESDAY April 1st	THURSDAY April 2nd	FRIDAY April 3rd
Math:	<p>____ Task 1: Watch this video on the friends of 5! https://www.youtube.com/watch?v=wTgRu4E4vtc</p> <p>____ Task 2: iReady math: 20 minutes</p> <p>____ Task 3: Fill in the missing</p>	<p>____ Task 1: Watch this video on the friends of 5! https://www.youtube.com/watch?v=wTgRu4E4vtc</p> <p>____ Task 2: iReady math: 20 minutes</p> <p>____ Task 3: Fill in the friend of 10:</p>	<p>____ Task 1: Watch this video on the friends of 5! https://www.youtube.com/watch?v=wTgRu4E4vtc</p> <p>____ Task 2: iReady math: 20 minutes</p> <p>____ Task 3: See how fast you can</p>	<p>____ Task 1: Watch this video on the friends of 5! https://www.youtube.com/watch?v=wTgRu4E4vtc</p> <p>____ Task 2: iReady math: 20 minutes</p> <p>____ Task 3: Create an addition</p>	<p>____ Graded Task: Use your toys to help you solve these problems! Record your answers below.</p> <p>8-3=____</p> <p>8+1=____</p> <p>10-5=____</p>

numbers:



7	
---	--



4	
---	--



2	
---	--

$5 + \underline{\quad} = 10$

$9 + \underline{\quad} = 10$

$3 + \underline{\quad} = 10$

$7 + \underline{\quad} = 10$

$1 + \underline{\quad} = 10$

solve these problems!
See if you can do them
all under one minute!

$3 + 1 = \underline{\quad}$

$4 - 2 = \underline{\quad}$


$1 + 2 = \underline{\quad}$

$3 - 3 = \underline{\quad}$

$5 - 4 = \underline{\quad}$

$1 + 3 = \underline{\quad}$




word problem to
match the following
picture:




$9 - 6 = \underline{\quad}$

$4 + 3 = \underline{\quad}$

<p>Reading:</p>	<p>____ Task 1: iRead: 20 minutes</p> <p>____ Task 2: Watch Mr. Francis read one of the following stories from his Youtube channel: https://tinyurl.com/ReadingwithFrancis</p> <p>____ Task 3: Draw a picture and write a sentence telling your favorite part from a book you read at home.</p>	<p>____ Task 1: iRead: 20 minutes</p> <p>____ Task 2: Watch Mr. Francis read one of the following stories from his Youtube channel: https://tinyurl.com/ReadingwithFrancis</p> <p>____ Task 3: Draw a picture and write a sentence telling who the characters are and what the setting is from a book you read at home.</p>	<p>____ Task 1: iRead: 20 minutes</p> <p>____ Task 2: Watch Mr. Francis read one of the following stories from his Youtube channel: https://tinyurl.com/ReadingwithFrancis</p> <p>____ Task 3: Draw a picture and write a sentence telling something you learned from a book you read at home.</p>	<p>____ Task 1: iRead: 20 minutes</p> <p>____ Task 2: Watch Mr. Francis read one of the following stories from his Youtube channel: https://tinyurl.com/ReadingwithFrancis</p> <p>____ Task 3: Draw a picture and write a sentence telling your favorite part from a book you read at home.</p>	<p>____ Graded Task: Watch Mr. Francis read one of the following stories from his Youtube channel: https://tinyurl.com/ReadingwithFrancis</p> <p>Draw a picture and write a sentence telling the main topic of a book you read at home.</p>
------------------------	---	---	--	---	---

<p>Writing:</p>	<p>Task 1: Go back to your writing about your favorite toy from last week and revise your writing.</p> <p>Look for: -Capital letters at the beginning of sentences. -Punctuation at the end of sentences. -Snap words spelled correctly.</p>	<p>Task 1: Look at the picture below and write a story about what is happening in the picture.</p> 	<p>Task 1: Look at the picture below and write two things you learned from observing it.</p> 	<p>Task 1: Write a letter to the Old Lady who swallowed the clover telling her why she should not eat a clover!</p> <p>https://www.youtube.com/channel/UCBGXB_9V3-xv3R_rx2icpRw</p> <p>*If you cannot view this link, read a book at home and have your child write a letter to one of the characters.</p>	<p>Graded Task: Write a letter to Mabel and tell her about a problem you see at home, school, or in the world. Make sure to include a fix-it idea and tell Mabel many reasons it is a problem!</p> 
<p>Phonics:</p>	<p>Task 1: Make a list of words that rhyme with:</p> <p>Ran: _____ _____</p> <p>Boy: _____ _____</p>	<p>Task 1: Go on a snap word hunt in a book from home!</p> <p>Write some of the snap words that you found:</p> <p>_____ _____ _____</p>	<p>Task 1: Create a sentence with words using two of the following blends or digraphs!</p>	<p>Task 1: Write your snap words! Write consonants in one color and the vowels in another: Ex: cat</p> <p>Write your words below:</p> <p>_____ _____</p>	<p>Graded Task: Write snap word sentences using these words:</p> <ol style="list-style-type: none"> like here too are <p>1. _____ _____</p>

	<p>How:</p> <p>_____</p> <p>_____</p> <p>_____</p>	<p>_____</p> <p>_____</p> <p>_____</p> <p>_____</p>	 <p>_____</p> <p>_____</p> <p>_____</p> <p>_____</p>	<p>_____</p> <p>_____</p> <p>_____</p> <p>_____</p>	<p>_____</p> <p>2. _____</p> <p>_____</p> <p>_____</p> <p>3. _____</p> <p>_____</p> <p>_____</p> <p>4. _____</p> <p>_____</p> <p>_____</p>
<p>Science:</p>	<p>____ Task 1: Watch "Classifying Animals" on BrainPop Jr. and take the easy quiz online that follows. https://jr.brainpop.com/search/?keyword=Classifying+Animals</p>	<p>One way you can classify animals is by how they move! They can crawl, run, hop, slide, swim, and many more!</p> <p>____ Task 1: Go on an animal hunt outside. Make a list of 4 animals that you find. Then write how the animal moves.</p>	<p>Another way to classify animals is by where they live... their habitat! They can live in the ocean, freshwater, desert, forest, arctic tundra, or the jungle.</p> <p>____ Task 1: Pick an animal to research with someone at home! Be sure to include your animals' habitat!</p>	<p>A third way to classify animals is by their body coverings... feathers, scales, and fur.</p> <p>____ Task 1: Play a game of Twenty Questions. Begin by thinking of an animal your child is familiar with. Invite him or her to ask you questions about the animal that you can</p>	<p>____ Graded Task: Pick a new animal that you have not researched this week! Draw a picture of your animal. Be sure to include their body coverings, habitat, and how your animal moves! Use lots of details and labels!</p>

If you cannot find any animals, outside pick some from the chart below!



Record your answers below:

Animal 1. _____

How does it move?

Animal 2. _____

How does it move?

Animal 3. _____

How does it move?

You can choose an animal from www.explore.org or pick one of your own!

answer with a simple yes or no. Your child should keep asking questions until he or she is able to figure out the mystery animal. Then have your child think of a mystery animal so you can ask the questions.

		<hr/> Animal 4. <hr/> How does it move? <hr/>			
--	--	--	--	--	--